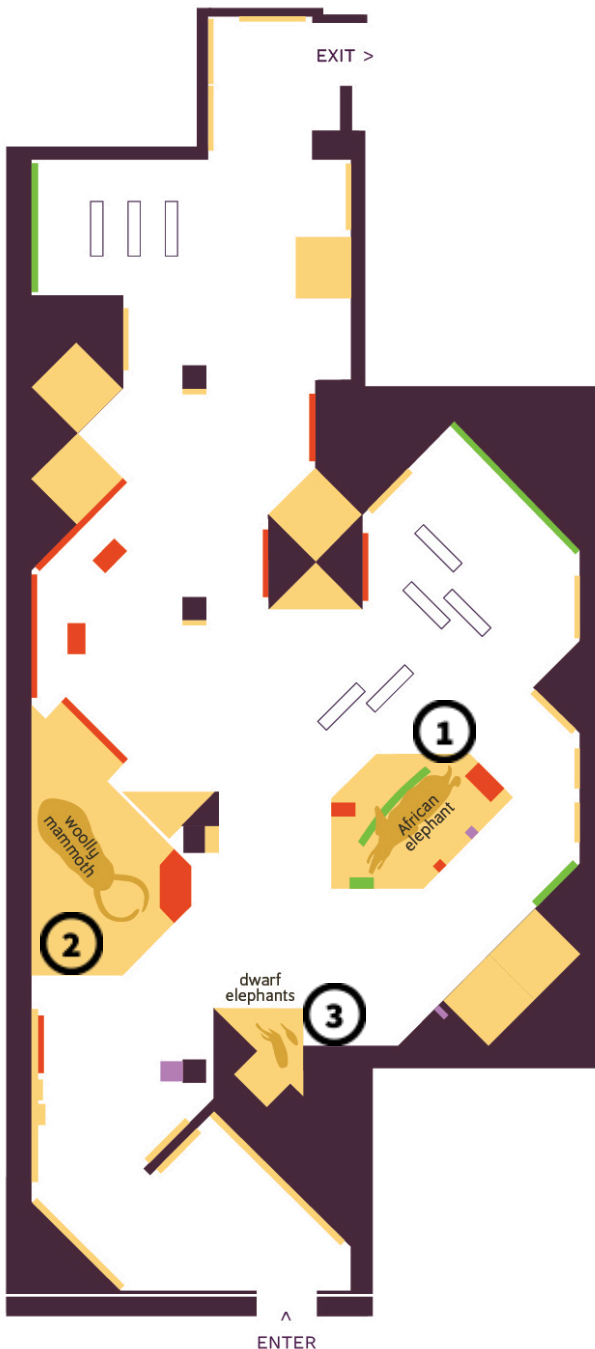


Student Worksheets

Answer Key

Welcome to the American Museum of Natural History!

You will visit three life-size models in the exhibition to observe what elephants and their relatives look like. Using your observations and the supporting text, describe how their body parts help these animals adapt to their habitats.




STOP 1

African Savanna Elephant

👁👁 **Look** at the model. Use it to help you draw the missing parts in the picture below.



Draw: trunk tusks ears hair how big you are next to the model



Draw the elephant's habitat. (Hint: See the big banner on the wall above the food-and-water display.)

Circle the words that describe the elephant's habitat:

mountains hills flat plains rocky forests grassy hot warm cold




Describe how these body parts help the elephant survive in its habitat: *Answers may include:*


- trunk drinking, pulling down branches, trumpet calls
- tusks digging dirt, picking at rocks, defense from predators
- ears cooling off, hearing, fanning off insects
- hair cooling down, sun protection, increasing sense of touch

STOP 2 Woolly Mammoth

👁👁 **Look** at the model. Use it to help you draw the missing parts in the picture below.

 **Draw:** trunk tusks ears fur how big you are next to the model



 **Draw** the mammoth's habitat. (Hint: See the painting behind the model.)

Circle the words that describe the mammoth's habitat:

mountains hills flat plains rocky forests grassy hot warm cold

 **Imagine** how these body parts might have helped the mammoth survive in its habitat:

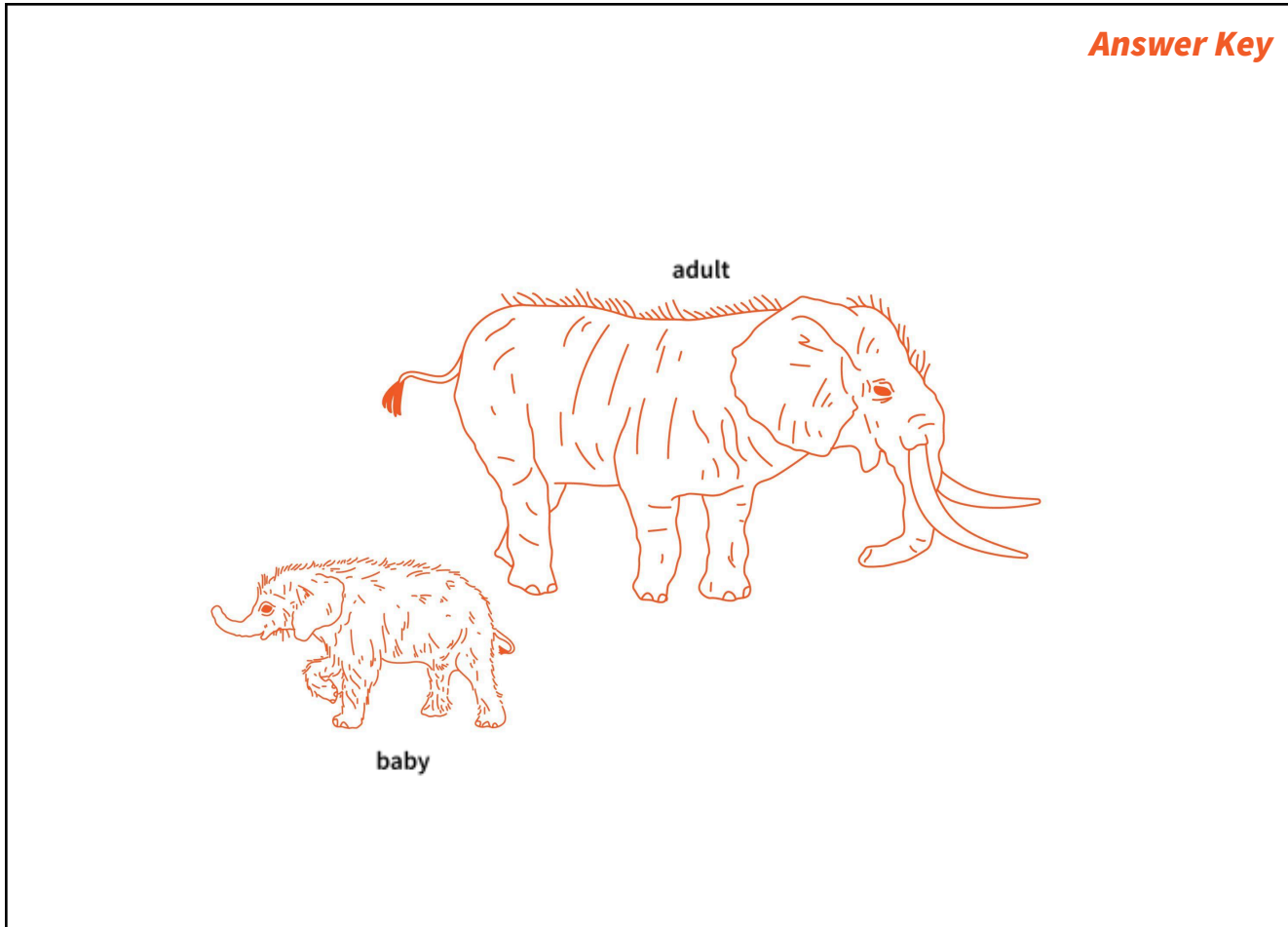
- trunk Answers may include: drinking water, pulling down tree branches
- tusks scraping bark, attracting mates
- ears staying warm, hearing, fanning off insects
- fur staying warm, camouflage

STOP 3 Dwarf Elephants

👁👁 **Look** at the models. Use it to help you draw the missing parts in the picture below.



Draw: trunks tusks ears hair how big you are next to the models



Draw the dwarf elephants' habitat. (Hint: Look for clues in the panel below the model.)

Circle the words that describe their habitat:

mountains hills flat plains rocky forests grassy hot warm cold



Imagine how these body parts might have helped the elephants survive in their habitat:

- trunks Answers may include: snorkeling while swimming, drinking
- tusks digging for food, fighting other males
- ears cooling off, hearing, swatting flies
- hair keeping warm at birth, keeping cool as an adult, sun protection, touch